

TOWING LIGHT

FOR MOTOR YACHT AND SAILING VESSEL UP TO 50mt

VISIBILITY [NM]: >3

POWER [W]: 6.5

Possibility to be combined

Accessories on page 52

TECHNICAL FEATURES

Dimensions

Ø: 110mm | h: 75mm

Operating voltage

24 VDC

(Range of operating voltage: 18÷32 VDC)

Current on leds

Constant in the range of Operating Voltage

Overcurrent protection

>2A

Protection level

IP68

Materials available

Aluminum: anodized ANTICORODAL 6082

Steel: passivated and polished stainless steel AISI 316L

Optical window

Transparent Borosilicate Glass

ORDER CODE



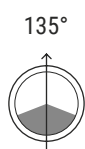
ALUMINIUM GREY
code: CE NL S 02 GA



ALUMINIUM BLACK
code: CE NL S 02 BA



STAINLESS STEEL
code: CE NL S 02 SS



TOWING LIGHT

FOR MOTOR YACHT AND SAILING VESSEL OVER 50mt

VISIBILITY [NM]: >3

POWER [W]: 6.5

Possibility to be combined

Accessories on page 52

TECHNICAL FEATURES

Dimensions

Ø: 110mm | h: 75mm

Operating voltage

24 VDC

(Range of operating voltage: 18÷32 VDC)

Current on leds

Constant in the range of Operating Voltage

Overcurrent protection

>2A

Protection level

IP68

Materials available

Aluminum: anodized ANTICORODAL 6082

Steel: passivated and polished stainless steel AISI 316L

Optical window

Transparent Borosilicate Glass

ORDER CODE



ALUMINIUM GREY
code: CE NL D 02 GA



ALUMINIUM BLACK
code: CE NL D 02 BA



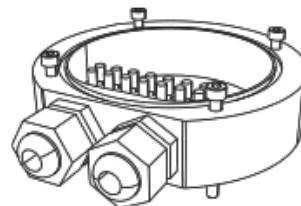
STAINLESS STEEL
code: CE NL D 02 SS

ACCESSORIES

DECK BRACKET

WHITE ALU	CE NL DB GA
BLACK ALU	CE NL DB BA
S.STEEL	CE NL DB SS

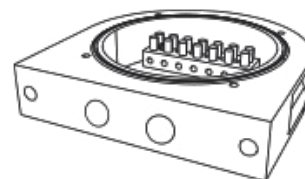
Dimensions (mm): 110



SIDE BRACKET

WHITE ALU	CE NL SB GA
BLACK ALU	CE NL SB BA
S.STEEL	CE NL SB SS

Dimensions (mm): 110



ROUND BRACKET

WHITE ALU	CE NL DB 2G GA
BLACK ALU	CE NL DB 2G BA
S.STEEL	CE NL DB 2G SS

Dimensions (mm): 110

